

PRO Series Specification

# DF15

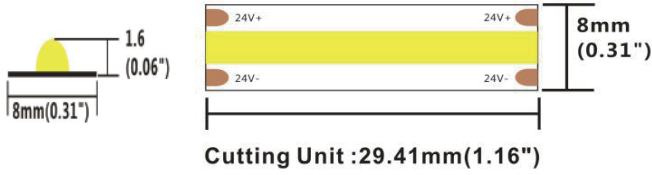

## 24V-8mm

---



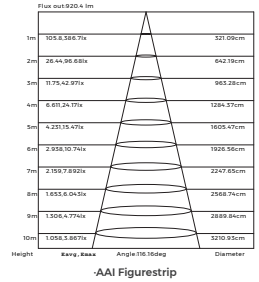
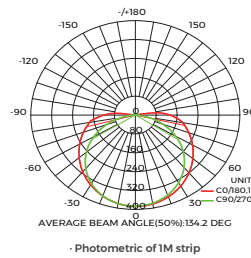
## 【General description】

- Light line and dot-free with big emitting angle
- CRI>90,100LM/W,1500LM/M
- Easy installation and maintaining
- 4 optional 2700K/3000K/4000K/6500K



## 【Dimension】

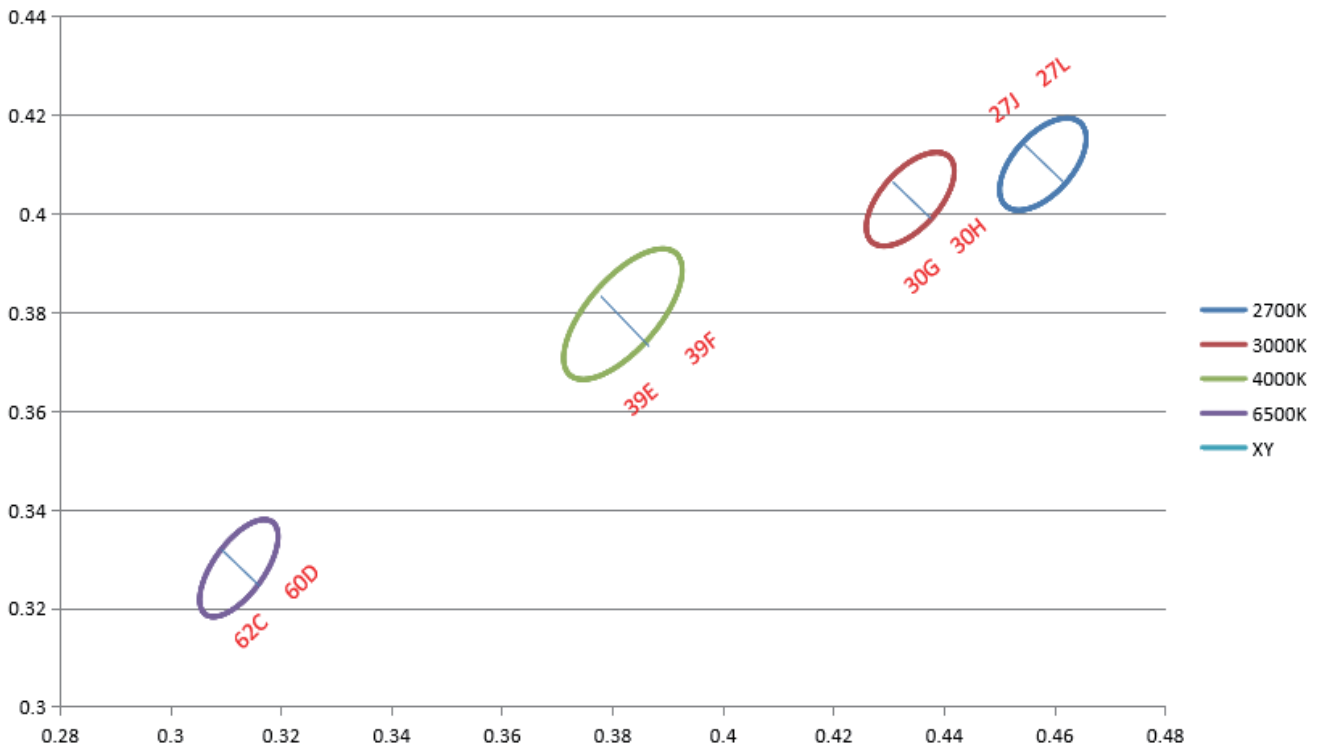
- |                                    |                                  |
|------------------------------------|----------------------------------|
| Input voltage: DC24V               | Max.length: 5000mm(16.4')        |
| CRI: 90                            | Cutting unit: 29.41mm(1.16")     |
| Max.power: 16.8W(1m)               | LED pitch: /                     |
| Power range: 13.2 ~ 16.8W(1m)      | Min. bend diameter: Φ60mm(2.36") |
| Rated current: 0.63A(1m) 2.07A(5m) | Mounting: 3M tape                |
| Typical Power: 15W(1m) 49.7W(5m)   | Copper foil: 2oz                 |
| tape IP: IP20/IP65/IP67            |                                  |
| On-off times: 10000 (test times)   |                                  |
| Warranty: 3years                   |                                  |



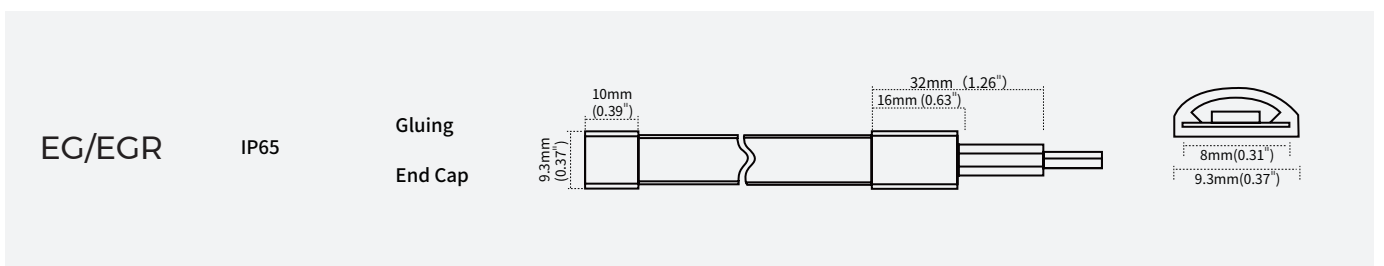
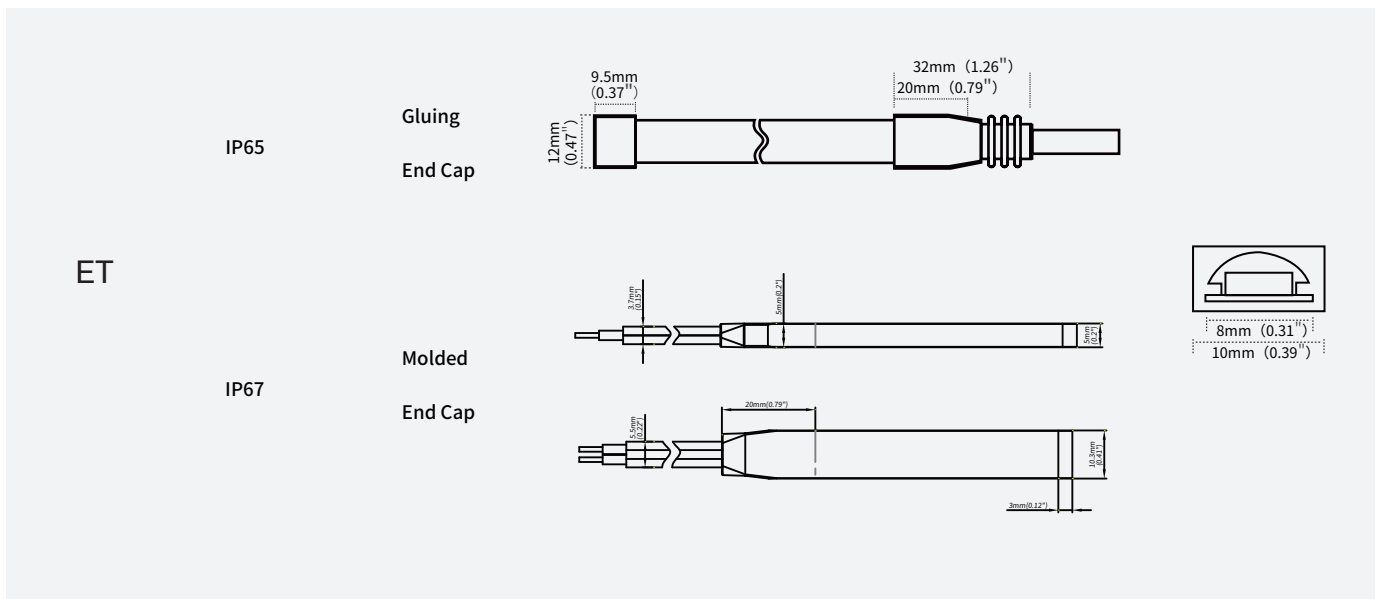
## 【Photo-electric Parameters】

CRI	Color	CCT	Lumen(lm/m)	Lumen(lm/ft)	lm/W	ErP 2019
Ra>90	SW	2700K	1230	375	82	/
Ra>90	WW	3000K	1350	411	90	/
Ra>90	NW	4000K	1470	448	98	/
Ra>90	W	6500K	1500	457	100	/





- 1.The tolerance of output data can be vary up to 15%.
- 2.the output data tested according to IES TM-30-15.
- 3.the output data is based on IP20/1merter, data of 5m in only for reference.
- 4.IP protection process leads changes to size, CCT and luminous flux.















**【IP process information】**



## 【Electronic & output data】

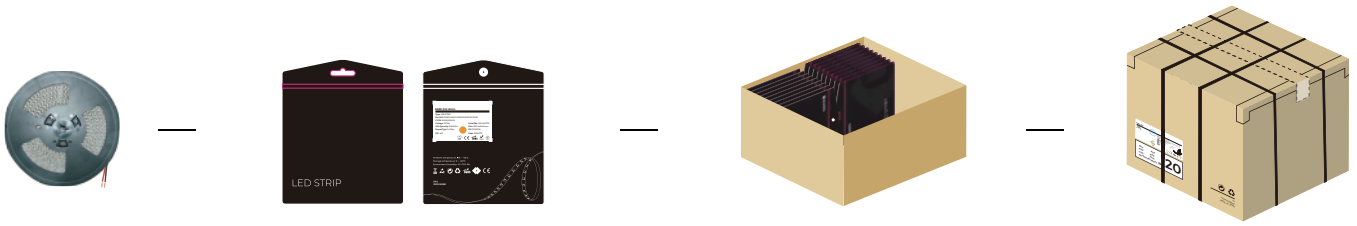
IP Process	Picture	Picture description	Size	optional CCT/color for finished product	lumen output rate
NO		No proof	8mm*1.6mm	2700K/3000K/4000K/6500K	100%
NA		Nano-proof	8mm*1.6mm	2700K/3000K/4000K/6500K	98%
ET		Extrusion tube	10mm*4.8mm	2700K/3000K/4000K/6500K	88%
EGR		Milky white all-inclusive hollow arc extrusion	9.3mm*3.8mm	2700K/5000K	80%

## 【Accessories Information】

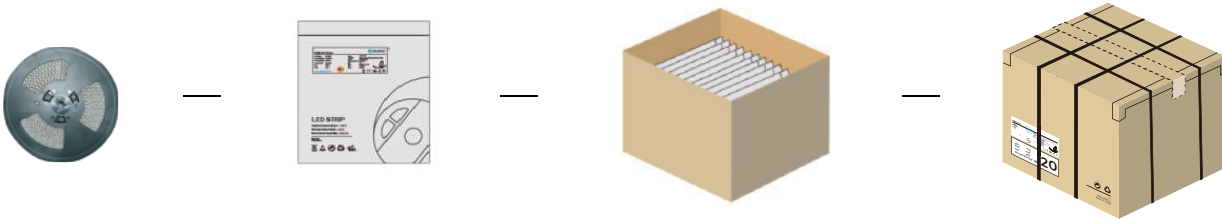
Name	Picture	Code	coding	description
Slim connector		81-01-000000-000064	TBB208-NOTA	Suitable for 8mm board width, IP20, 2PIN board-to-board solderless terminal
Slim connector		81-01-000000-000066	TXB208-NOTA012	Suitable for 8mm board width, IP20, 2PIN wire- to-board solderless terminal
Fixed Clip		94-02-00-0002	FSW08SA	Silicone clip, screw: PA 3*8mm, suitable for 8mm FPC,EF/ET strip
Gas phase rubber plug		94-02-00-0038	DT08EG-A	Translucent gas phase adhesive plug, suitable for 8mm wide silicone extrusion eg lamp with
Gas phase gel plugging		94-02-00-0039	DW08EG-A	Translucent gas phase adhesive plug, suitable for 8mm wide silicone extrusion eg lamp with end plug
Silicone Plug Kit		94-02-00-0044	DT08EA-A	Silicone plug kit, suitable for 8mm board width, ET/EF series silicone extrusion light strip
Silicone stopper kit		94-02-00-0045	DW08EA-A	Silicone tail plug kit, suitable for 8mm board width, ET/EF series silicone extrusion light strip
Mounting groove		94-02-00-0024	CVT08EA-12100100	Transparent PVC mounting groove, suitable for 8mm FPC, silicone extruded EF/ET strip
Stopper glue		94-16-03010001	AS-PG-0003	Silicone gel, suitable for ET/EF/EG waterproof LED strip
ET solderless plug		94-03-00-0027	PT208-ETWA	Monochromatic light strip, 8mm board width, ETS protection technology
ET press-fit terminals		94-03-00-0028	CBX208-ETWA020	Monochromatic light strip, 8mm board width, ETS protection technology
ET press-fit terminal kit		94-03-00-0029	STBX208-ETWA020	Monochromatic light strip, 8mm board width, ETS protection technology

**【Packing】**

SEL brand package



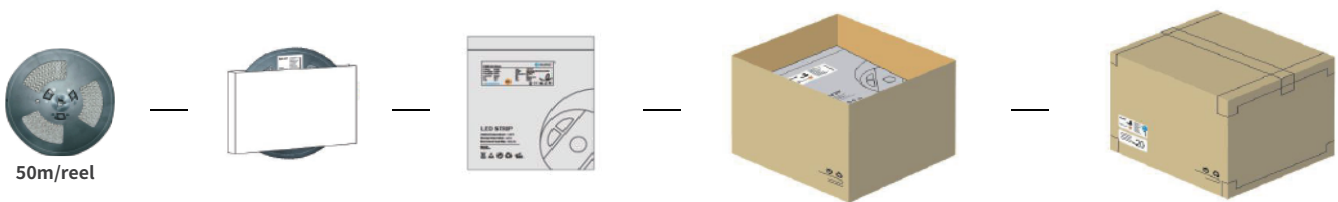
General customized package



IP Process	Product size(mm)	Product quantity (m/reel)	Product quantity (m/case)	Product net weight(kg)	Net weight per box(kg)	Gross weight(kg)	Package size (cm)
NO	5000*8*1.6	5	300	0.12	7.2	8.28	41*41*26
NA	5000*8*1.6	5	300	0.13	7.8	8.97	41*41*26
ET	5000*10*4.8	5	200	0.4	16	18.4	41*41*26
EGR	5000*9.3*3.8	5	200	0.19	7.6	8.74	41*41*26

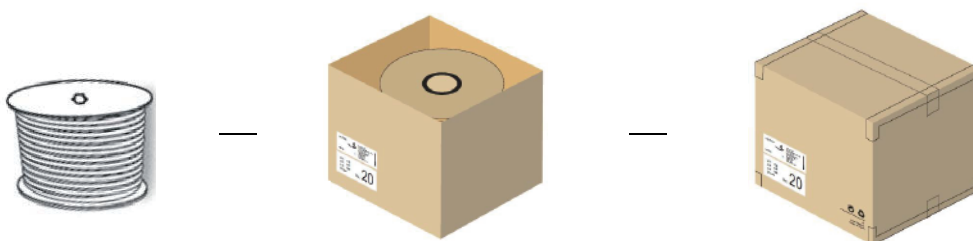
Remark: data with 10% tolerance

· **Engineering packaging of NO(IP20).**



· **Engineering packaging of ET(IP67)**

(free-soldering end caps with 40 cover per box could be ordered separately if needed)



IP Process	Product size(mm)	Product quantity (m/reel)	Product quantity (m/case)	Product net weight(kg)	Net weight per box(kg)	Gross weight(kg)	Package size (cm)
NO	50000*8*1.5	50	650	1	13	14.95	41*41*26
ET	50000*10*4.8	50	100	4.5	9	10.35	25.5*25.5*26
EGR	50000*9.3*3.8	50	100	1.9	3.8	4.37	25.5*25.5*26

Remark: data with 10% tolerance

### **【Precautions】**

- Please drive the led strip with 24VDC isolated power, and the ripple of the constant voltage source should be less than 5%.
- Please do not bend the strip into an arc with a diameter less than 60mm to ensure the longevity and reliability.
- Do not fold it in case any damage of LED beads.
- Do not pull the power wire hard to ensure the longevity. Any Crash may damage the LED light is prohibited.
- Please make sure the wire is connected to the anode and cathode correctly. The power output should be consistent with the voltage of the strip to avoid damage.
- LED lights should be stored in dry, sealed environment. Please only unpack it before usage. Ambient temperature: -25 C ~40 C. Storage temperature: 0 C ~60 C. Please use the strips without waterproof within indoor environment with humidity less than 70%.
- Please be careful during operation. Do not touch the AC power supply in case of electric shock.
- Please leave at least 20% power for the power supply during using to ensure there is enough power supply to drive the product.
- Do not use any acid or alkaline adhesives to fix the product (e.g.: glass cement).
- Do not scratch the product when IP process of the product is NA. Ultraviolet rays will damage the nano-layers on the product and seriously affect the life of the product.