

PRO Series Specification

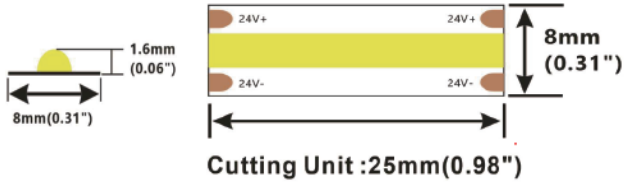
DF6

24V-8mm



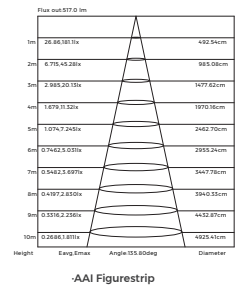
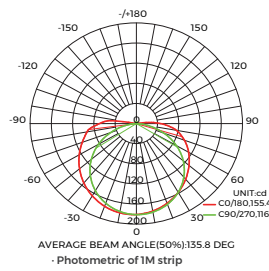
【General description】

- Light line and free with big emitting angle
- CRI>90,83LM/W@4000K
- suit for furniture lighting and decorative lighting application
- 7 optional 2700K/3000K/4000K/6500K/R/G/B



【Dimension】

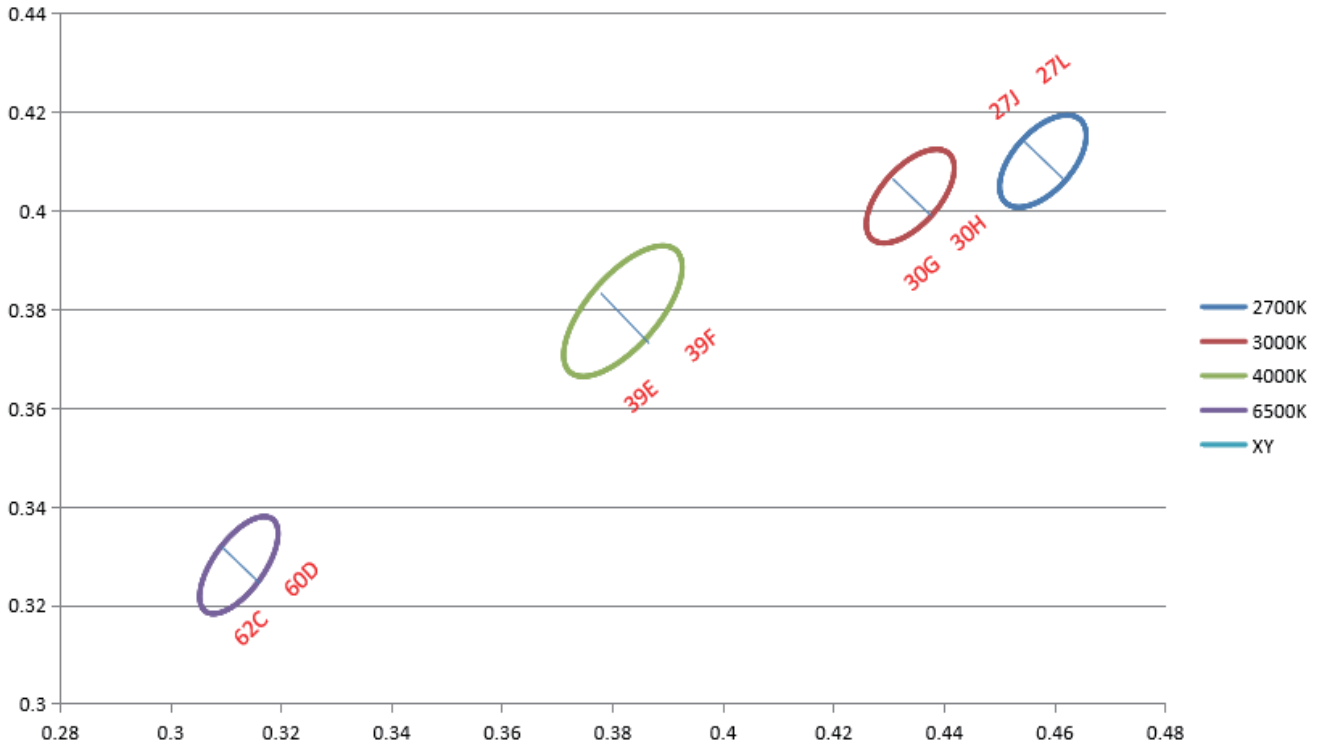
- | | |
|------------------------------------|----------------------------------|
| Input voltage: DC24V | Max.length: 5000mm(16.4') |
| CRI: 90 | Cutting unit: 25mm(0.98") |
| Max.power: 9W(1m) | LED pitch: / |
| Power range: 7~9W(1m) | Min. bend diameter: Φ60mm(2.36") |
| Rated current: 0.33A(1m) 1.46A(5m) | Mounting: 3M tape |
| Typical Power: 8W(1m) 35W(5m) | Copper foil: 2oz |
| tape IP: IP20/IP65/IP67 | |
| On-off times: 10000 (test times) | |
| Warranty: 3years | |



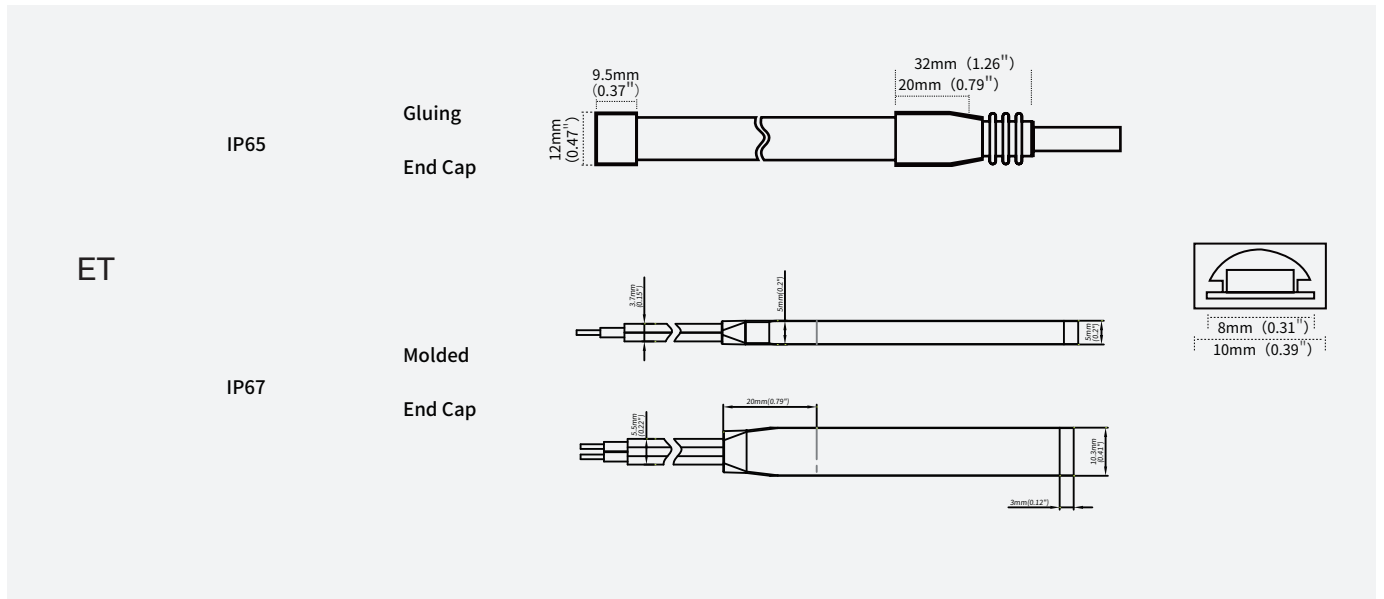
【Photo-electric Parameters】

CRI	Color	CCT	Lumen(lm/m)	Lumen(lm/ft)	lm/W	ErP 2019
Ra>90	SW	2700K	630	185	79	/
Ra>90	WW	3000K	640	205	80	/
Ra>90	NW	4000K	660	222	83	/
Ra>90	W	6500K	680	234	85	/
/	R	620-630nm	/	/	/	/
/	G	520-530nm	/	/	/	/
/	B	450-460nm	/	/	/	/

- 1.The tolerance of output data can be vary up to 15%.
- 2.the output data tested according to IES TM-30-15.
- 3.the output data is based on IP20/1mterter , data of 5m in only for reference.
- 4.IP protection process leads changes to size, CCT and luminous flux.













【IP process information】



【Electronic & output data】

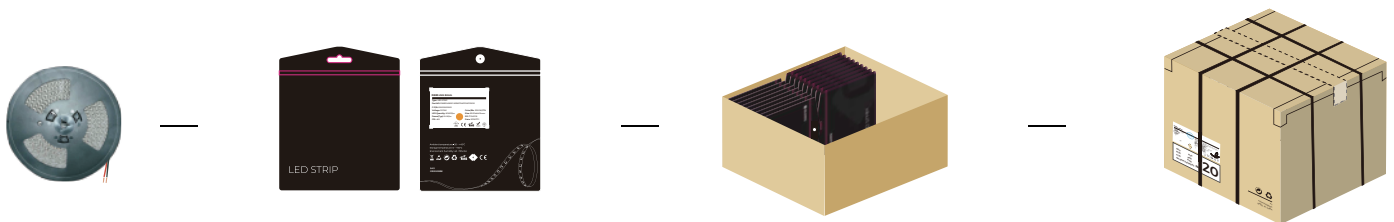
IP Process	Picture	Picture description	Size	optional CCT/color for finished product	lumen output rate
NO		No proof	8mm*1.6mm	2700K/3000K/4000K/6500K/R/G/B	100%
NANO		Nano-proof	8mm*1.6mm	2700K/3000K/4000K/6500K/R/G/B	98%
ET		Extrusion tube	10mm*4.8mm	2700K/3000K/4000K/6500K/R/G/B	88%

【Accessories Information】

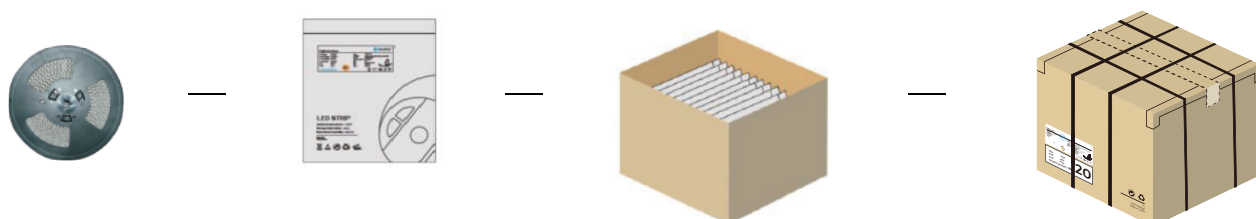
Name	Picture	Code	coding	description
Slim connector		81-01-000000-000064	TBB208-NOTA	Suitable for 8mm board width, IP20, 2PIN board-to-board solderless terminal
Slim connector		81-01-000000-000066	TXB208-NOTA012	Suitable for 8mm board width, IP20, 2PIN wire- to-board solderless terminal
Fixed Clip		94-02-00-0002	FSW08SA	Silicone clip, screw: PA 3*8mm, suitable for 8mm FPC,EF/ET strip
Silicone Plug Kit		94-02-00-0044	DT08EA-A	Silicone plug kit, suitable for 8mm board width, ET/EF series silicone extrusion light strip
Silicone stopper kit		94-02-00-0045	DW08EA-A	Silicone tail plug kit, suitable for 8mm board width, ET/EF series silicone extrusion light strip
Mounting groove		94-02-00-0024	CVT08EA-12100100	Transparent PVC mounting groove,suitable for 8mm FPC,silicone extruded EF/ET strip
Stopper glue		94-16-03010001	AS-PG-0003	Silicone gel,suitable for ET/EF/EG waterproof LED strip
ET solderless plug		94-03-00-0027	PT208-ETWA	Monochromatic light strip, 8mm board width, ETS protection technology
ET press-fit terminals		94-03-00-0028	CBX208-ETWA020	Monochromatic light strip, 8mm board width, ETS protection technology
ET press-fit terminal kit		94-03-00-0029	STBX208-ETWA020	Monochromatic light strip, 8mm board width, ETS protection technology

【Packing】

SEL brand package



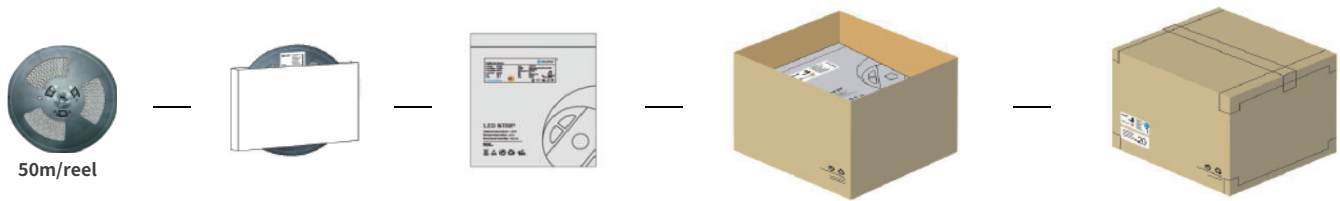
General customized kit package



IP Process	Product size(mm)	Product quantity (m/reel)	Product quantity (m/case)	Product net weight(kg)	Net weight per box(kg)	Gross weight(kg)	Package size (cm)
NO	5000*8*1.6	5	300	0.12	7.2	8.28	41*41*26
NA	5000*8*1.6	5	300	0.13	7.8	8.97	41*41*26
ET	5000*10*4.8	5	200	0.4	1.6	18.4	41*41*26

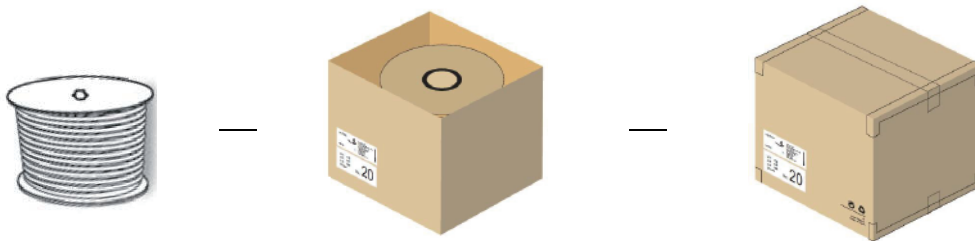
Remark: data with 10% tolerance

· Engineering packaging of NO(IP20)/NA(IP65).



· Engineering packaging of ET(IP67)

(free-soldering end caps with 40 cover per box could be ordered separately if needed)



IP Process	Product size(mm)	Product quantity (m/reel)	Product quantity (m/case)	Product net weight(kg)	Net weight per box(kg)	Gross weight(kg)	Package size (cm)
NO	50000*10*1.6	50	650	1	13	14.9	41*41*26
NA	50000*10*1.6	50	650	1.1	13.1	15	41*41*26
ET	50000*12*4.8	50	100	4.5	9	11.04	25.5 *25.5*26

Remark: data with 10% tolerance

【Precautions】

- Please drive the led strip with 24VDC isolated power, and the ripple of the constant voltage source should be less than 5%.
- Please do not bend the strip into an arc with a diameter less than 60mm to ensure the longevity and reliability.
- Do not fold it in case any damage of LED beads.
- Do not pull the power wire hard to ensure the longevity. Any Crash may damage the LED light is prohibited.
- Please make sure the wire is connected to the anode and cathode correctly. The power output should be consistent with the voltage of the strip to avoid damage.
- LED lights should be stored in dry, sealed environment. Please only unpack it before usage. Ambient temperature: -25°C ~40°C. Storage temperature: 0°C ~60°C. Please use the strips without waterproof within indoor environment with humidity less than 70%.
- Please be careful during operation. Do not touch the AC power supply in case of electric shock.
- Please leave at least 20% power for the power supply during using to ensure there is enough power supply to drive the product.
- Do not use any acid or alkaline adhesives to fix the product (e.g.: glass cement).
- ATTENTION, there are 2 soldering parts per reel (5m/reel) at most when mass production, just for few reels.
- Do not scratch the product when IP process of the product is NA. Ultraviolet rays will damage the nano-layers on the product and seriously affect the life of the product.