


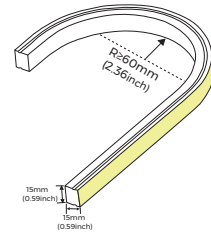
Neon Specification

NMT1515



【Features】

- Light source: high luminous efficiency LED lamp beads, LM80 test certification;
- Process material: high light transmittance, high purity silica gel material, IP68 protection level;
- Optical design: unique optical light distribution structure design, uniform light emission on the surface without shadows;
- Appearance design: good flexibility, simple shape, exquisite and unique;
- Product certification: UL, CE, ROHS;
- Environmental characteristics: salt solution resistance, acid and alkali corrosion resistance, flame retardant resistance, UV resistance;
- Working/storage temperature: Ta: -25~55°C / 0°C~60°C;
- Product application: signboard lighting, outdoor/internal decorative lighting, architectural contour application;
- White/G/B/RGB with 3 years warranty or working life =36000H, whichever comes first; 48V with warranty 2 years or working life=20000H, whichever comes first;



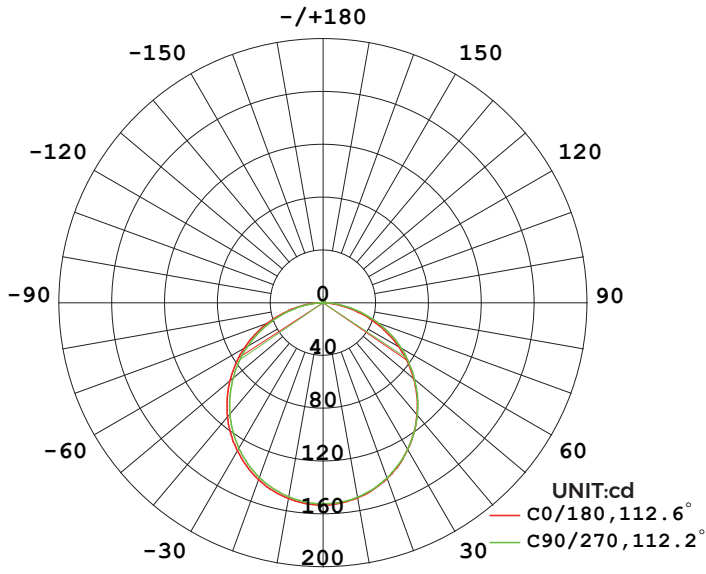
【Basic Parameters】

Model	CCT/colors	CRI	Input voltage (V)	Rated current (A/m)	Rated power (w/m)	Maximum power (w/m)	Lumens (LM/m)	Standard Length	Remark
NMT1515- 9XX24 CSN050CCXXX-Plus-EP	2300K	>90	24V	0.4 (0.12A/ft)	9.6 (2.93W/ft)	10.6 (5.05W/ft)	330(100/ft)	5000mm (16.4ft) 10000mm (32.8ft)	6LED/50mm
	2700K						400(120/ft)		
	3000K						430(130/ft)		
	4000K						430(130/ft)		
NMT1515- 0X24 CSN050CCXXX-Plus-EP	G 525-530nm	/	24V	0.34 (0.1A/ft)	8 (2.44W/ft)	8.8 (2.68W/ft)	/	5000mm (16.4ft) 10000mm (32.8ft)	6LED/50mm
	B 465-470nm								
NMT1515- 0RGB24 CSN050CC0500-Plus-EP	RGB	/	24V	0.5 (0.15A/ft)	12 (3.66W/ft)	13.2 (4.02W/ft)	/	5000mm (16.4ft)	7LED/83mm
	R 620-630nm								
	G 525-530nm								
	B 465-470nm								
NMT1515- 9XX48 CSN050CC5000-Plus-EP(LP)	2300K	>90	48V	0.11 (0.3A/ft)	5.3 (1.62W/ft)	5.8 (1.77W/ft)	210(60/ft)	50000mm (164ft)	12LED/100mm
	2700K						240(70/ft)		
	3000K						250(75/ft)		
	4000K						250(75/ft)		
NMT1515- 9XX48 CSN050CC2000-Plus-EP	2300K	>90	48V	0.2 (0.06A/ft)	9.6 (2.93W/ft)	10.6 (5.05W/ft)	280(85/ft)	20000mm (65.6ft)	12LED/100mm
	2700K						330(100/ft)		
	3000K						350(105/ft)		
	4000K						350(105/ft)		

Note:

1. The above parameters are tested based on 1m/3.28ft standard products;
2. The luminous flux is allowed to have an error range of $\pm 10\%$;
3. The above parameters are typical values;

Light Distribution



AVERAGE BEAM ANGLE(50%):112.4DEG

Light distribution

Flux out:315.5 lm

Height	Eavg,Emax	Angle:111.85deg	Diameter
1m	45.69, 153.21x		295.70cm
2m	11.42, 38.291x		591.40cm
3m	5.077, 17.021x		887.09cm
4m	2.856, 9.5731x		1182.79cm
5m	1.828, 6.1261x		1478.49cm
6m	1.269, 4.2541x		1774.19cm
7m	0.9325, 3.1261x		2069.88cm
8m	0.7139, 2.3931x		2365.58cm
9m	0.5641, 1.8911x		2661.28cm
10m	0.4569, 1.5321x		2956.98cm


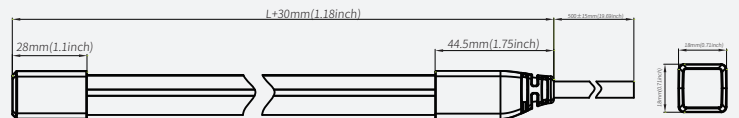
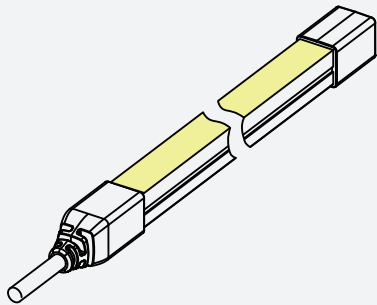
Note:The Curves indicate the illuminated area and the average illumination when the luminaire is at different distance.

Effective average illuminance

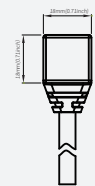
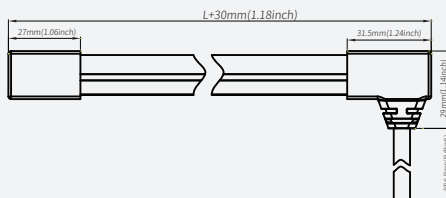

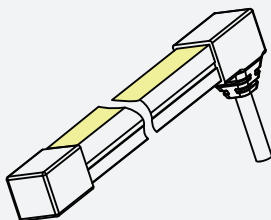
Note: The above data is based on 24V monochrome 4000K color temperature. If you need other models of IES files, please download the corresponding models from the IES database.

Product mechanical parameters

• IP68Full encapsulated cap(EP)-top outlet

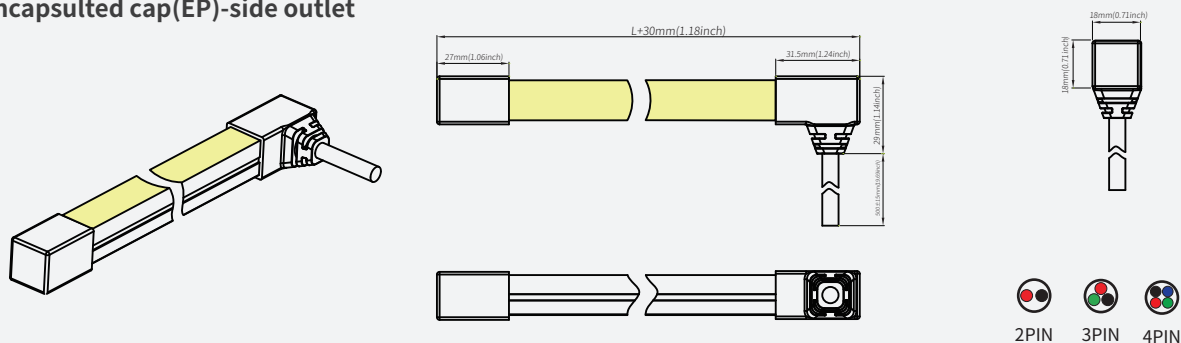


• IP68Full encapsulated cap(EP)-bottom

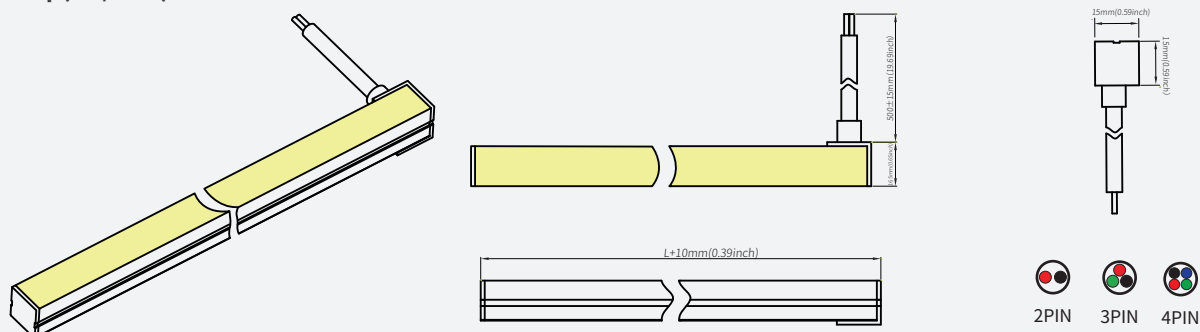


【产品机械参数】

• IP68 Full encapsulated cap (EP)-side outlet




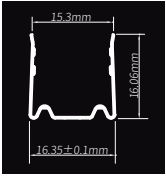

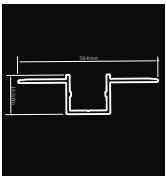

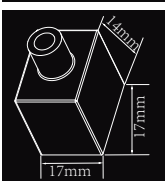

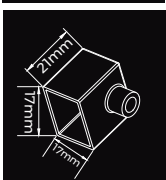



• IP67 No dark cap (NP/ENP)-side outlet





【Accessory information】

name	describe	Accessories Picture	Section size	Order model	quantity/ case (PCS)	net weight (kg)	Per box net weight (kg)	Gross weight (kg)	Gross weight (mm)	Remark
PC carrier	Flat mounting PC groove			AS-NMT1515P-25	350	0.004	1.4	1.55	250*250*150	Size: L25*W18*H18.2mm with screw
PC carrier	Flat mounting of PC clip			AS-NMT1515P-1000	40	0.08	3.2	4.2	1180*135*130	Size: L1000*W18*H18.2mm with screw
Aluminium clip	Pre installed aluminium clip			AS-NM3D1515A2-25	350	0.006	2.1	2.25	250*250*150	Size: L25*W18.6*H19.3mm with screw
Aluminium clip	Pre-installed aluminium groove			AS-NM3D1515A2-1000	40	0.18	7.2	8.2	1180*125*115	Size: L1000*W18.6*H19.3mm with screw
Alumina carrier	Flat mounting slot			AS-NMT1515A1-1000	48	0.202	9.696	11.1	1140*140*130	Size: L1000*W17.4*H26mm with screw





[Accessory information]

name	describe	Accessories Picture	Section size	Order model	quantity/ case (PCS)	net weight (kg)	Per box net weight (kg)	Gross weight (kg)	Gross weight (mm)	Remark
Moldable carrier	Moldable groovez			AS-NM3D1515M-500	100	0.045	4.5	7.3	500*290*290	Size:L500*W16.4*H16mm with screw
Aluminium clip	Embedded installation aluminum groove			AS-NMT1515A3-1000	12	0.335	4.02	5.02	1180*135*130	Size:L1000*W58.4* H16.5mm, with screw
End cap set	End cap set, including end cap and plug (outlet from the t op direction)			AS-NMT1515GH0-EC	400	0.003	1.2	1.5	250*250*150	/
End cap set	End cap set, including end cap and plug (outlet from the left direction)			AS-NMT1515GD0-EC	400	0.003	1.2	1.5		/
Glue	588G acidic glue		/	AS-PG-0002	150	0.014	2.1	2.4		10ml/pcs
Wire	2P PVC wire (0.5M)		/	AS-WS-0001	150	0.01541	2.31	2.61	250*250*150	Suitable for single color strip
Wire	2P PVC wire (2M)			AS-WS-0002	125	0.0616	7.7	8		
Wire	3P PVC wire (0.5M)			AS-WS-0015	150	0.0154	2.31	2.61		Suitable for SWW strip
Wire	3P PVC wire (2M)			AS-WS-0016	125	0.0616	7.7	8		

[Accessory information]

name	describe	Accessories Picture	Section size	Order model	quantity/	net	Per box	Gross	Gross	Remark
					case	weight	net	weight	weight	
					(PCS)	(kg)	(kg)	(kg)	(mm)	
Wire	4P PVC wire (0.5M)		/	AS-WS-0003	150	0.0194	2.91	3.21	250*250*150	Suitable for RGB strip
Wire	4P PVC wire (2M)			AS-WS-0004	125	0.0776	9.7	10		
Connector	2PIN IP68 waterproof connector		/	AS-FC-0001	512	0.016	8.192	9.5	365x365x190	Suitable for single color strip
Connector	3PIN IP68 Waterproof connector			AS-FC-0002	512	0.018	9.216	10.2		Suitable for SWW strip
Connector	4PIN IP68 waterproof connector			AS-FC-0003	288	0.03	8.64	9.6		Suitable for RGB strip

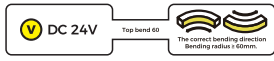
[Product control system solutions]

Product Image	product name	Product number	Order code	Product specifications	Applicable Products
	Monochrome remote	CK1-GBA	402-02-000000-00001	output signal:RF(2.4GHz) Working voltage:3VDC(CR2032) Remote control distance:30m Working temperature:Ta:0-30 °C-0+55 °C	Monochrome light strip (Use with CR1-GBA)
	Monochrome light controller	CR1-GBA	402-01-000000-00001	Input voltage:12-48VDC Output current:15A@12/24V-10A@36/48V Output Power:180W@12V-360W@24V 360W@36V-480W@48V Working temperature:Ta:0-30 °C-0+55 °C	Monochrome light strip (Use with CR1-GBA)
	RGB/RGBW remote control	CK4-GBA	402-02-000000-00003	output signal:RF(2.4GHz) Working voltage:3VDC(CR2032) Remote control distance:30m Working temperature:Ta:0-30 °C-0+55 °C	RGB/RGBW light strip (Use with CR3-GBA)
		CR3-GBA	402-01-000000-00003	Input voltage:12-36VDC Output current:3CH,6A/CH Output Power:3 x (72-216)W Working temperature:Ta:0-30 °C-0+55 °C	RGB light strip (Use with CK4-GBA)

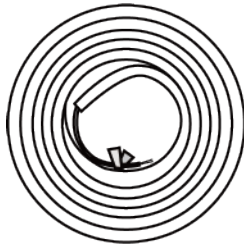
[Packaging Solutions]

· standard packaging

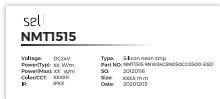
1. Line marking, the line marking is affixed at a distance of 80mm from the end of the line;



Voltage & bending warning signs




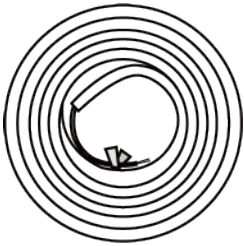
2. Put the product information label on the back of the static bag inside the marking line;



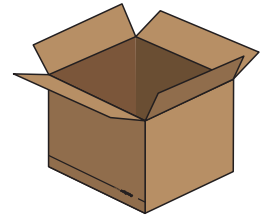
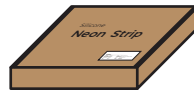
Product Information Label



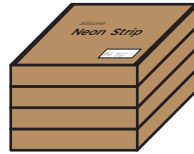
3. Put the light strip into an electrostatic bag, one roll per bag, and seal the bag;



4. Label the carton and pack it into the carton;



5. Pack 4 boxes of products in the carton;



6. Put the product information label and the box number label on the side of the carton, and the QC inspection stamp;



Product Information Label

Box number label



Model	Product size	Product Quantity/ box	Product Quantity/ case	Product net weight (kg)	Net weight per box (kg)	Gross weight (kg)	Carton size (m)
NMT1515-9XX12CSN050CC0500-Plus-EP	L5000*15*15mm	5M*3	60M	1.3	15.6	17.1	0.41*0.41*0.26
NMT1515-9XX24CSN050CCXXXX-Plus-EP	L5000*15*15mm	5M*3	60M	1.3	15.6	17.1	
	L10000*15*15mm	10M*1	40M	2.6	10.4	11.9	
NMT1515-0X24CSN050CCXX00-Plus-EP	L5000*15*15mm	5M*3	60M	1.3	15.6	17.1	
	L10000*15*15mm	10M*1	40M	2.6	10.4	11.9	
NMT1515-ORGB24CSN050CC0500-Plus-EP	L5000*15*15mm	5M*3	60M	1.3	15.6	17.1	
NMT1515-9XX48CSN050CC2000-Plus-EP	L20000*15*15mm	20M*2	40M	5.2	10.4	11.6	0.345*0.345*0.33
NMT1515-9XX48CSN050CC5000-Plus-EP(LP)	L50000*15*15mm	50M*1	50M	13	14.8	16	

[Reliability test]

test item	Classification	Reference	Test method or condition
Safety test	Mechanical strength	IEC 60598-1; IEC 60598-2-21	The hammer spring Impact energy 0.7J
	IP	IEC 60598-1; IEC 60598-2-21	IP68
	Winding Test	IEC 60598-1; IEC 60598-2-21	φ150mm cylinder, 60N pull, winding 10 times at (-25°C ±2°C), and 10 times after(-15°C±2°C, 16h).
	Cold Bend Test	IEC 60598-1; IEC 60598-2-21	wound on mandrel, low-temperature (-15°C±2°C, 16h), around the mandrel for two turns
	Cold Impact test	IEC 60598-1; IEC 60598-2-21	Low-temperature (-15°C±5°C, 16h), hammer falls from a height of 100mm.
	Insulation Resistance	IEC 60598-1; IEC 60598-2-21	≤ 2MΩ
	Electrical strength	IEC 60598-1; IEC 60598-2-21	500V
Mechanical reliability testing	Bending test	Colors	Each 200mm, bending up and down 100 times
	Bending test	Colors	Each 200mm, bending left and right 100 times
	Torsion test	Colors	Twist clockwise 5 times and then release, repeat 200 times
	Disassembly and assembly test	Colors	Repeat disassembly and assembly, 10 times
Environment Reliability testing	High temperature storing test	IEC 60068-2-2	80°C, 168h
	Low temperature storing test	IEC 60068-2-1	-40°C, 168h
	High temperature and Humidity impact	IEC 60068-2-78	60°C, 85%RH
	Salt Spray test	IEC 60068-2-11	5% salt solution concentration, 24h
	IK	IEC 62262	5 times of impact on each exposed surface
	Lifetime aging test	Colors	35°C, 6000h
	switch test	Colors	10s On, 10s Off, 10000 times

[Precautions]

- Please use an isolated power supply to drive the LED light bar, and the ripple of the constant voltage source is less than 5%. Do not use resistance-capacitance step-down, non-isolated power supplies to drive the LED light bar.
- In actual applications, the power supply should reserve a margin of 20% (it is recommended to use only 80% of the power) to ensure sufficient voltage to drive the product.
- Please operate carefully, do not touch the AC power terminal when the power is on to prevent electric shock.
- Pay attention to the positive and negative poles of the power cord, and do not connect it wrongly. Whether the voltage of the power supply and the product are the same, so as to avoid damage to the product.
- During the installation process, please avoid scratching, twisting and irregular bending of the product, otherwise it may cause irreparable damage to the product.
- In order to ensure the life and reliability of the light strip, please do not bend it in an arc with a radius of less than 60mm. A too small bending radius will damage the product itself.
- If the actual application length exceeds the specified use length, it will cause the lamp belt to overload and heat, and the brightness is uneven.
- In order to prevent your eyes from being hurt, try to avoid staring at the light-emitting surface of the light bar for a long time.
- Non-professionals are prohibited from installing, disassembling and repairing the product.
- It is strictly forbidden to use any acidic or alkaline adhesives to fix products (including but not limited to glass glue, etc.).
- IP67 protection products are not suitable for swimming pool underwater.
- Products of different sizes and specifications under the same color temperature value due to structural differences, the final color of the product is slightly deviated, and it must be confirmed before use.
- When the IP67 protection product is installed and applied, the waterproof level needs to be downgraded after self-processing and cutting.
- 48VDC products cannot be used in water immersion environment.
- Engineering packaging neon light belt (20~50m), please use pay-off rack during construction to avoid product damage caused by pulling force.
- Please use professional cutting tools when cutting.



No stretching



No distortion



No trampling